



**For Free Forex EA, Indicators and more Visit
ForeXCracked.com**

Join Our Telegram Group Chat To Discus Further About These.

>>>> <https://t.me/fxcracked>

Free trading system, Reviews of Brokers, EA and more.

>>>> <https://www.fxcracked.com>

Our forum

>>>> <https://www.JustForForex.com>

Our Discord Channel



>>>> <https://discord.gg/43P5CRk>

Reliable and Trusted FOREX VPS

>>>> <https://fxvm.net/>

Our Trusted Broker List

>>>> <http://bit.ly/Trusted-Brokers>

	Min Deposit of 5\$ Allow Cent Account Levergae up to 1:888	Register
	Min Deposit of 20\$ Allow USA Traders Levergae up to 1:500	Register

Trusted Forex Signals

	 trade_with_sam Earn While Learn ★★★★★ 5.0 (41 reviews)	FOREX SIGNALS 600 to 800 Pips Weekly 90% Accurate
--	---	--

Free 30\$ No Deposit Forex Bonus

Get your	Gold		
----------	------	---	---

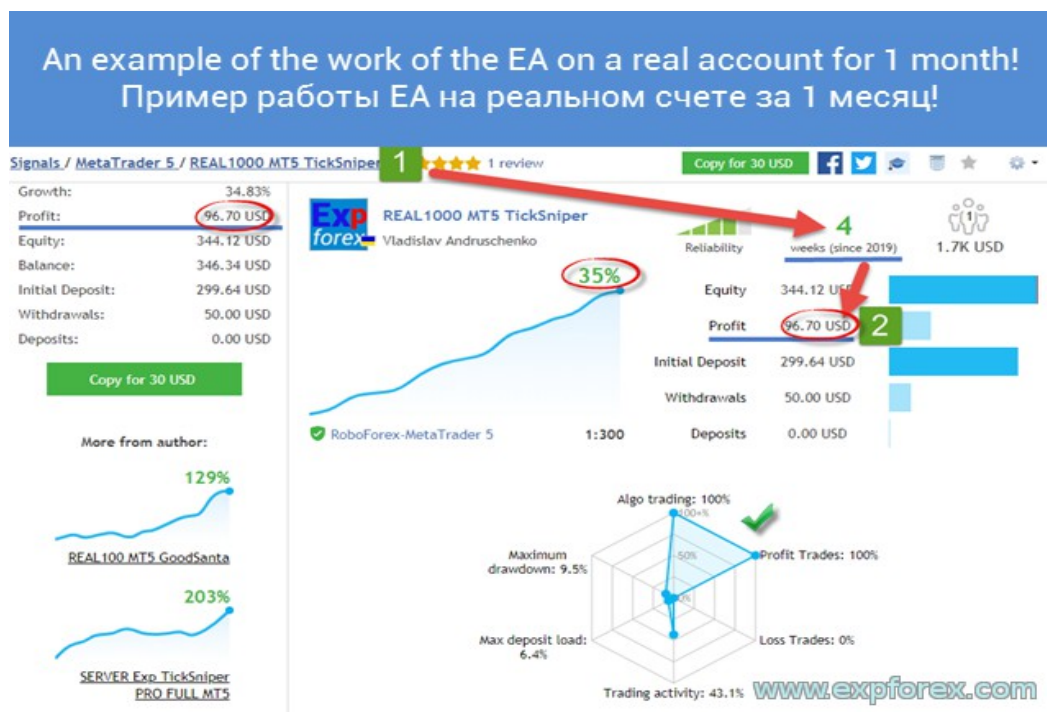
Principle of operation

1. Works on the currency pair on which the advisor is installed.
2. Timeframe does not matter. The advisor works on current quotes, does not pay attention to TimeFrame.
3. He counts the ticks that came to the terminal, and seeks the price movement of the current currency pair for a fraction of a second.
4. The sharp movement of the currency pair, supported by the general trend of this symbol, generates a signal to open the position.
5. The advisor studies the direction and continuity of motion and calculates the path of movement of tics.
6. All data are grouped by a series of rapid movements and based on the data received, the advisor opens the position.

Trade Features

1. Each position opens with a stop-loss equal to 250 average spreads.
2. Each position is followed by an averaging function at a distance of 50 medium spreads.
3. The cumulative position (Series of open positions) has its own trailing stop at a distance of 5 spreads.
4. If the position or series of positions goes into profit, the advisor sets a break-even point. When you roll back the price of such a position, it will be closed on a lossless.
5. The advisor calculates the spread based on averaging the last ticks in 15 seconds.
6. Over 90% of positions are closed with a profit.
7. Less than 10% of positions close on stoploss.
8. In adverse periods, the loss can block profits.

Monitoring



10. Monitoring my signals from Expforex!

Recommendations

1. Before you buy this Expert Advisor, please download the demo version and put it on the demo or real account for the USDJPY currency pair (for free). Check the system on the server of your broker.
2. This advisor does not work for all brokers! Depends on the speed of quotes in the terminal. You can download the demo version.
3. The Commission can absorb all profits.
4. Zero spread is prohibited for the system.
5. The Expert Advisor is tested on a floating spread . On a fixed spread, the system may not work correctly!
6. The Expert Advisor does not work in the strategy tester for many reasons. Insufficient history of quotations.
7. In the tester, the spread is fixed. Therefore, the results of the tester and the real account may differ.
8. The advisor works to reduce and increase the spread , as well as the rate of receipt of quotations. Therefore, each broker has different results.
9. The Expert Advisor uses averaging and StopLoss. Averaging is triggered every 50 spreads from the previous position. Stop Loss is set at a distance of 250 spreads.
10. The advisor uses the scalper strategy : positions can be closed in the range 1 - 8888888888 points.
11. Calculate your deposit based on tests on your broker's server in such a way that it will withstand the average annual movement of the currency pair.
12. Use reinvestment , take profits on time, manage your money.
13. Forex is a risk , please, before you trade Forex, I advise you to learn the basics of this earnings.
14. Advisor is fully automatic.
15. A small deposit is a guarantee of a large drawdown.
16. Getting a profit today, I do not give a guarantee of profit in a month. Forex - unpredictable.
17. Getting a loss today, you can make a profit tomorrow.
18. If you install an Expert Advisor on the VPS , it is better to install 1 Expert Advisor for 1 VPS without connecting and enabling other terminals. Since the advisor works on ticks, it is better that there should be only 1 terminal with 1 advisor on the VPS.
19. [An example of the work of the advisor on VPS from METAQUOTES](#)

Recommended Brokers and trade account :

1. **Recommended deposit** **LOW RISK** of \$ **1,000** with a minimum lot **0.01** 3 currency pairs (eg EURUSD USDCHF USDJPY)
2. **Recommended deposit** **MEDIUM RISK** of \$ **300** with minimal lot **0.01** on 1 currency pair (eg EURUSD)
3. **Recommended deposit** **HIGH RISK** of \$ **100** with minimal lot **0.01** on 1 currency pair (eg EURUSD)
4. Floating spread (Zero Spread is prohibited!)
5. The leverage of 1: 300 and higher
6. For an account with a deposit of more than \$ 1000, I recommend the type of account PRO Standart or ECN PRO
7. For an account with a deposit of less than \$ 1000, I recommend the type of PRO Cent account
8. The timeframe does not matter, the advisor only works on quotations.
9. Currency pairs any, you can choose any currency pairs. I trade at EURUSD USDCHF USDJPY

What information is displayed in our EAPADPRO



1. Ticks / Pips - The number of ticks that arrived at the terminal for the specified time / number of points passed for these ticks
2. Sell / Buy - Number of signals in direction SELL / BUY
3. Ticks / Logic - The number of ticks that arrived at the terminal / number of milliseconds of the algorithm for determining the signals
4. TickPrice - The last quote processed by the advisor.
5. LastTickTime - The last time the quotation came.
6. MoovingAverage - Indicator signal direction.
7. OpenDistance - the distance to open positions in points, the parameter DistanceTickSpread
8. OpenTime - Time of opening positions in ms, parameter Timeope
9. CurrentSpread - Current spread
10. AverageSpread - Average spread
11. Stoplosspips - Stoplosspips in points, parameter StoplossTickSpread
12. Takeprofitpips - Take - profit in points, parameter TakeProfitTickSpread
13. Averagerpips - Averaging distance in points, parameter DistanceAverageSpread
14. TrailingStoppips - Trailing stop point in points, the TrailingStopaTickSpread parameter
15. Profit / Pips - current profit in dollars and points
16. DrawDown - Current drawdown in percent
17. SleepafterSL - The number of seconds left after closing stoploss. parameter HoursSleepEaAfterStopLoss
18. SleepafterClose - Number of seconds left after the last close. Parameter SecondsSleepEaAfterClose
19. Limiting - the current limit on the parameters Limiting losses and profits
20. **Recommended** - The minimum deposit that is needed for the current currency pair and the selected settings, which the advisor calculated.
21. Deals (Buy / Sell) - The number of current open positions
22. Average Price (Buy / Sell) - The average price of the current open positions. (the value of the points until the next averaging)
23. Last Price (Buy / Sell) - The last price of the current open positions. (value of commission and swap points)

Principle of operation of signals for opening deals

The advisor works on the basis of the speed of movement of quotations for the selected currency pair, which means that the advisor reacts to each rapid movement of quotations at a certain moment. For example, when important news is released, the quotes of a currency pair begin to move at a certain rate. In order for an advisor to open a deal, he needs to calculate the speed of this data.

Timeopen - Time to determine the movement of the currency. In milliseconds. The higher the value, the more accurate the signal. The smaller the value - the more stringent the rules of scalping

DistanceTickSpread - The number of points (in spreads) that must pass the currency for the TimeOpen time to determine the direction

PeriodFilterMa - MovingAverage period for the M1 chart for determining and filtering trades on a trend. If MA shows BUY, then trades are only opened on BUY

These two parameters determine the response rate for signals, for example Timeopen = 1500 ms and

DistanceTickSpread = 2

This means that in 1.5 seconds quotes must pass at least 2 spreads from the starting point. This also takes into account the direction of the indicator MovingAverage.

The algorithm for calculating the signals of this Expert Advisor is unique and can not be opened.

In order to adjust the quantity and quality of deals, you need to adjust the parameters Timeopen and

DistanceTickSpread

The higher Timeopen the less deals, the EA looks for a long move within the DistanceTickSpread spreads

The higher DistanceTickSpread the less deals, the advisor catches the longest traffic, all traffic chinks will be filtered

1. - EASY - Easy mode. Few trades - accurate signal Timeopen = 3000 DistanceTickSpread = 7
2. - MEDIUM - The golden mean Timeopen = 1500 DistanceTickSpread = 2
3. - HARD - Aggressive method More deals - less accuracy Timeopen = 1500 DistanceTickSpread = 1
4. - SlowQuotesBroker - Trading mode for brokers with a weak stream of quotations Timeopen = 3000 DistanceTickSpread = 2
5. - CRAZY - Mega Mode Aggressive trading fast deals Timeopen = 3000 DistanceTickSpread = 1

FAQ Question answer on our scalper TickSniper

Will you send me the settings for the Expert Advisor? Do you have a set file? How to set up an advisor?

The Advisor performs auto-tuning of all parameters. All parameters are automatically configured. To work as an advisor, you need to install an advisor on the chart. The rest will be done by advisor itself. This is an automatic advisor with optimization.

It automatically optimizes the parameters for the currency pair and your broker. You do not need to change the settings. Set file is not needed. All settings are automatic.

Why does the advisor not work in the strategy tester?

Because the strategy tester works with the history and the base on quotations, which are incomplete. The spread in the strategy tester is fixed (Exception only for MT4).

Therefore, in the strategy tester there are no situations of sharp movements of quotations. There are no sharp price leaps that a broker assumes when trading on the market. Due to the fact that the advisor is working on the spread and the sharp jumps in quotes and prices, it can not be checked on the strategy tester. Please download the demo version of the Expert Advisor and check it on the demo account at least.

Why are the results of the strategy tester different from the result on your real account?

My real account exists more than 3 years. In this account I tested all versions of my expert. From the initial version to the last. Every time I post an update, I also update the expert on my personal real account.

Each update is done in order to improve the profitability of my trading robot. The results can not be the same. They are always different.

This is forex. Forex market is 100% risk of losing all your money on the account.

Why did the EA open BUY, although I see that on the screen you need to open SELL

The advisor works according to its internal algorithm. The trading strategy that was developed for this advisor was tested for years. We studied the market and developed our trading strategy. We are selling an advisor on this strategy. If you wish to buy an advisor, then you agree with our strategy.

If you have your own trading strategy or you think that our advisor has opened an erroneous position - consult the [Programming Advisors](#) section and you will be advised by your strategy advisor.

Why did the advisor open a false position that went at a loss and closed with a minus?

The question, at least, is strange. This forex market and trading in currencies is a very risky job. The adviser does not know where the market will go in 1 second. He does not know whether he will get a profit from a position or not. Any adviser works according to his signals. If a signal appears, it opens the position. If the position was unprofitable - the advisor includes a [system of averaging positions](#) and accompanies a series of positions with our clever trailing stop.

If the position goes to a loss, after a while it closes on its stop-loss.

Loss and closure on stop-loss are forced measures and rules of trade on the forex market. If the advisor received a

loss, then his signal was false. But this is forex trading. And you must understand that miracles do not happen!

Why are 2 identical advisors working on 2 identical terminals in different ways?

The question is logical, but due to the fact that our expert's trading strategy is rather complicated and the main logic of the advisor's work is catching sharp movements and market spread, our advisor can not trade at the same terminal at the same time.

There are many reasons: The speed of quotes even on 1 computer and 2 terminals = different. Time of receipt of quotations is also different.

I wrote an article for you specifically explaining the reason for this work: [Trading scalping systems for forex. Mistakes and Causes](#)

Why does the advisor get different results from different companies?

Each company has its own terms of trade. Different spread, swap, commission, stop levels, margin requirements, contract specifications. Different trading servers, so different quotes. Different rate of quotations.

Therefore, the advisor can receive different results. One thing I can definitely say is that the Advisor has the whole algorithm. The code is one. The algorithm is one. The signals are the same. Therefore, 1 advisor works on all terminals according to the same logic.

If in one company you caught a stop loss, and on the second broker you have a plus - Means the terms of trade were different. This is normal.

The advisor works on the basis of the spread and the rate of quotations.

I installed an advisor yesterday, but he did not open any positions in a day.

First of all, you need to find out why the advisor does not open positions. The square in our EAPADPRO panel should be green. If it is red, then you did not allow the EA to trade. Or it is forbidden in your account to open positions as an advisor. The reasons for which the Expert Advisor may not be included, you can read in our article: [The GUI for the EAPADPRO Expert Advisor is a control panel for our experts.](#)

Also, I recommend that you look into the Expert Advisor's log on the EXPERTS tab - there the EA can write an error that he could not make a deal. Perhaps you have specified the wrong type of fill or the expiration of the order, indicated the wrong amount or incorrect stop orders (StopLoss TakeProfit)

[Methods for eliminating errors in the EA.](#)

Also, the EA can ignore new signals if the drawdown on your account is greater than **PercentDDMAX** (10% by default). If the drawdown on your account is more than 10% (**PercentDDMAX** = 10), then the advisor ignores the new signals.

Also, the EA can ignore new signals if the drawdown on your account is greater than PercentDDMAX (10% by default). If the drawdown on your account is more than 10% (PercentDDMAX = 10), then the advisor ignores the new signals.

This is done in order not to load your account with new positions.

And do not think that the advisor will immediately begin to trade and will open 1000 positions a day! This is an algorithm and trading strategy. He opens only when he receives a signal. Do you want a large number of positions? open positions by yourself. Every second!!!

I see a signal, there was a sharp movement, why did not the advisor open?

A trading system is a set of rules. Rules in the advisor is code. Each code is executed in a thread.

In order to open a position, you need to get a signal. A signal appears when a series of factors coincide and give one direction for the position.

If one rule is not met, then the advisor can not open the position.

I ask patience and trust the advisor and his signals.

Does the advisor work on the ECN account? Will the advisor work on the accounts with the commission?

Our robot advisor is designed with the condition that all its parameters are configured for any currency pair, any broker and account. Therefore, the Expert advisor will work on any account.

But: Accounts using a commission have a small spread. According to the conditions of the robot-advisor, on such accounts the averaging distance and stop-loss can be too small. Therefore, the profitability of the expert's work on the account may differ from the profit of the expert working on the account without commission.

I do not recommend using accounts with a commission for our advisor. But the code of the advisor is fully tuned and contains the functions of calculating the commission and including the commission in the function of trailing stop and averaging.

The advisor opens too few positions.

Want more? Try setting parameters TimeOpen = 2000 and DistanceSpread = 1 then the Expert Advisor will trade faster, but the signal quality is not guaranteed.

How stable is the advisor? How much profit can you get?

The stability of the system depends only on the current market and the implementation of **standard recommendations** !

An example of the work of the advisor for 3 years .

Can you add a function? I think he will trade better.

You think so, but I checked everything on real accounts. I can not add functions to this Expert Advisor because each function requires a lengthy check on real accounts. These are difficulties, time. I can not add the function to you, and then explain to the customers why I added this function. Each new function only worsens the algorithm traded. If you want an advisor who will fulfill your requirements. with your functions. All applicants must apply in this section: [Programming Expert Advisors](#)

What is the difference between the version for MetaTrader5: Ticksniper PRO FULL and TickSniper FULL

The first advisor was TickSniper FULL. After 3 years of testing on live accounts, most of our users asked to create an extended version of Ticksniper PRO FULL. Which we did. This was an additional fee at the request of users of

our system.

At the moment, all TickSniper FULL users have versions of Ticksniper PRO FULL. Why is the price \$ 30,000? I can not remove the Expert Advisor from the database because many users use it. The price is raised artificially so that it is not bought. And they bought the latest version of Ticksniper PRO FULL.

What is the difference between the version for MetaTrader4 and MetaTrader5?

Nothing, the advisors are absolutely the same. They have the same algorithm and functionality. Differences only in the terminal version. For brokers who do not have a MetaTrader5 terminal, you can use the MetaTrader4 version.

Where does the advisor trade better? on MetaTrader4 or MetaTrader5? and why?

According to our observations and long-term testing, we believe that the MetaTrader5 terminal has more quotes and higher rate of receipt of quotations, as well as faster execution of orders. Therefore, the Expert Advisor on MetaTrader5 opens more positions and they are more accurate.

Does the Expert Advisor work on VPS? which VPS to choose?

The advisor should work round the clock. To do this, you can select VPS. You can select the VPS that is closer to your broker's server.

Advisor work on VPS from MetaQuotes !!!

The reasons are unknown. But the Expert Advisor does not open the positions on the VPS from MetaQuotes .

Why do some positions close in a small loss?

Indeed, with scalping, some positions can be closed with a small loss. This is because the floating spread affects the installation of stop-loss in the breakeven and the subsequent trailing stop of this position.

The advisor can modify stop-loss to a break-even point at the current price and spread. But if the spread is floating, then this stoploss can be at a loss.

This is the norm.

What does the leverage affect?

The decrease in leverage affects only the margin at the time of opening. This means that the advisor needs more margin or balance to open averaging. But this does not affect profitability and other parameters. You do not need to change anything.

In other words:

1. In order to open a position on EURUSD lot 1.00 on an account with a leverage of 1: 100, you need to have 1171 dollars of free margin!
2. In order to open a position for EURUSD lot 0.01 on the account with a leverage of 1: 100, you need to have 11.71 dollars of free margin!
3. If the averaging distance is 1000 points, and the cost of the item is 0.01 lot = 0.01 USD, then at a loss of 1000 points, the advisor will have a loss of 10 \$ + 11.71 \$ = 21.71 \$
4. To open one averaging, another \$ 11.71 is needed
5. Total : If the Expert Advisor opens 3 averaging positions + the main position, you must have on the account: 30 \$ + 20 \$ + 10 \$ + 11.71 \$ * 4 = 106.84 \$ + StopOut (20%) = 128.20 \$

128.20 \$ It is necessary to have on the account for the normal work of the advisor for 1 currency pair with a lot of 0.01 and a leverage of 1: 100

External Variables and Settings

Name	Description
General Settings	
TypeFilling	<p>The type of fill positions and orders. Used for MT5 terminal. In AUTO mode, the Expert Advisor tries to determine the fill type automatically. But, in some situations, you need to set the fill type yourself. If you get an error when opening a position</p> <p>10030 TRADE_RETCODE_INVALID_FILL</p> <p>4756 Unsupported filling mode An unsupported type of execution of the remaining order is indicated. Set the type of fill that your broker indicates.</p> <p>Example: FillOrKill This execution policy means that the order can be executed only in the specified amount. If the market currently does not have a sufficient amount of a financial instrument, then the order will not be executed. The required volume can be made up of several offers available at the moment in the market.</p> <p>ImmediateOrCancel It means the agreement to make a deal on the maximum available volume on the market within the limits specified in the warrant. In case of impossibility of full execution, the order will be executed for an accessible volume, and the executed order volume will be canceled.</p> <p>Return This mode is used for market, limit and stop-limit orders, and only in the modes "Market Execution" and "Stock Execution". In case of partial execution, a market or limit order with a residual volume is not withdrawn but continues to operate. For stop-limit orders, the corresponding limit order with the execution type Return will be created upon activation.</p>
RoundingDigits	<p>The number of decimal places when a position or order is opened. Choices: Without rounding To 1 digit To 2 digits</p>

Name	Description	
typeorder	Type of positions for opening by signals.	
Trade_by_BUYSELL_Separate	Allows you to simultaneously trade in two directions. If we open the BUY position and there is a signal to open the SELL position, the advisor will open SELL and will accompany 2 different directions.	
ClosePosifChange (Only for TickSniper)	Closing the positions with the reverse common signal. If we have a BUY position and a signal to open a SELL position, the EA will close BUY and open SELL.	
OnlyModify (Onlyfor TickSniper)	Opportunity to accompany open positions on trailing stop and averaging without opening new deals on signals	
Signal options		
LevelTrade (Only for Good Santa)	Signal Strength for TRADE for GOOD SANTA	
Timeope (Only for TickSniper)	Signal strength in milliseconds	
DistanceTickSpread (Only for TickSniper)	Signal strength in spreads	
DistanceTickMANUAL (Only for TickSniper)	Signal strength in points (If a value is specified, then DistanceTickSpread should be set to 0)	
TimeToCheckAverageSpread (Only for TickSniper)	The number of seconds to determine the average spread	
AutoCheckLowSpread	Auto-determination of the low spread. Automatically determines the spread too low (Less than 1 point) and leads all system settings to the lowest possible spread. Allows you to protect the system from reducing the spread on the broker.	
ManualMinimumAverageSpread (Only for TickSniper)	Manual setting of the minimum average spread so that all parameters of the advisor are brought to this average spread. with AutoCheckLowSpread = false and setting ManualMinimumAverageSpread = 10: If the average spread on a currency pair is lower than 10 pips, then the advisor takes the value of the average spread (AverageSpread) as 10 pips, and all system parameters work from an average spread of 10 pips. If the average spread calculated by the advisor is more than 10 points, then the advisor takes the average spread = the calculated value.	
ReverseSignal	Reverse Strategy Signals	
Filter options		
MaxSpreadToNotTrade	The maximum spread at which the advisor can open a position If the current spread at the time of receiving the signal is greater than the specified value, the indicator signal is ignored until the spread is less than the specified value.	

Name	Description	
MinSpreadToNotTrade	Minimum spread, in which the advisor can open a position Warning: This filter is only used! To open positions by signal, averaging, refilling. All other functions work in the normal mode.	
Include_Commission_Swap	<p>Take into account the author's calculation of the commission and the swap when switching on the functions: Without a break, Trailingstop, Averaging.</p> <p>The author's calculation of the commission is based on the formula for calculating the value of 1 point from the open positions for this symbol and the magic, A negative swap and commission participate in the calculation. The function returns the cost of the negative swap and commission in points and takes this into account when the break-even and trailing stop functions are running.</p> <p>Attention : If you have a floating spread on your broker, the settlement of the commission is executed and set at the moment of the breakeven and trailing stop function, but the spread may increase, which will incur additional loss points. This is not a calculation error!</p> <p>Also it is worth considering that when a swap occurs, the EA recounts the break-even line and establishes new stop-loss if the server allows it. (Restriction to the minimum stop level for your StopLevel broker). If the server does not allow to set a breakeven and returns a minimum stop level error, the EA will not be able to modify the position and you can receive additional loss items.</p> <p>In order to avoid receiving a loss when using a commission with a commission and when receiving a negative swap, we recommend that you increase the distance of the lossless or trailing stop.</p> <p>The level of loss-free (LevelWLoss) can be calculated independently, given the commission.</p> <p>for example: Commission for opening and closing a position = 2 dollars (EURUSD) per 1 lot. So, in order to cover the loss on the commission, you need to set LevelWLoss = 2 (points) +1 (control) = 3 points.</p> <p>Thus: the advisor will establish a break-even by +3 points, which in turn will cover the loss on the commission.</p>	
PercentDDMAX	<p>Disabling of new signals when the drawdown is exceeded on the whole account in percent.</p> <p>If the current drawdown for all currency pairs and the magical number of our advisor exceeds the established value of the drawdown in percent, the advisor will not open new positions on the new signals.</p>	
NoNewPosition_below_MarginLevel (Only for TickSniper)	the restriction on the opening of new deals if the level of collateral in the account in percentage dropped less than the specified value.	

Name	Description	
SecondsSleepEaAfterClose (Only for TickSniper)	The number of seconds of inactivity and ignoring new advisor signals after the last position is closed. It allows you to cut off too frequent movements of the currency pair, if the previous position or series of positions closed less than 6 minutes ago.	
HoursSleepEaAfterStopLoss (Only for TickSniper)	The number of hours of inactivity and ignoring new advisor signals after closing the last position in a loss on the stop-loss.	
PeriodFilterMa	The MoovingAverage period for the M1 chart for determining and filtering trades on a trend. If the MA shows BUY, then the trades open only on BUY	
MethodFilterMa	MA method	
TFFilterMA	Timeframe MA	
CloseByMa	Closing of positions or series of positions when changing the direction of the signal from the indicator Mooving Average False = 0, - Advisor does not close positions when changing direction mA OnlySignal = 1, - When changing the direction of the MA, the advisor closes only when the main one is open signal position. The averaging positions are not yet open SignalAverage = 2 - When changing the direction of the MA, the EA closes all positions, including positions averaging.	
Averaging Filter options		
AveragingbyFilterMA	- set an averaging order only if the MA filter shows the same direction as the deal direction (If the EA needs to open an averaging order and the MA is above the price for the purchase, the averaging order will not be opened).	
StartAveragingFilterMAafterNdeals (Only for TickSniper)	The parameter includes filtering the averaging deals after the set value, for example: StartAveragingFilterMAafterNdeals = 0 Each averaging will be filtered using MA StartAveragingFilterMAafterNdeals = 2 The first 2 averaging deals will not be filtered using MA, 3 the averaging deal will be filtered using MA	
MinTimebeforenextAverage (Only for TickSniper)	Min Time in minutes for next step for averaging The minimum number of minutes before the next opening of the Averaging Order! Useful for large candles, when several candles open a few averagings. Thus, we limit the next opening minutes.	
MaxOrders	The maximum number of averaging knees 0 is unlimited;	
Auto Set		
TakeProfitTickSpread	Take-trade profit / total trade in spreads (Spread is calculated on the basis of	

Name	Description	
	the average spread that is received for TimeToCheckAverageSpread milliseconds of the Expert Advisor)	
StoplossTickSpread	stop loss of each individual deal in spreads (Spread is calculated based on the average spread that is received for TimeToCheckAverageSpread milliseconds of the Expert Advisor)	
DistanceAverage Spread	Distance for averaging in spreads (Spread is calculated on the basis of the average spread, which is obtained for TimeToCheckAverageSpread milliseconds of the Expert Advisor)	
DistanceAverage Spread_Coef (Only for TickSniper)	Coef to next step for averaging - allows you to set the coefficient to increase or decrease the spreads to average deals from the initial value of DistanceAverageSpread. For example: DistanceAverageSpread_Koef = 2, DistanceAverageSpread = 50: the first averaging deal will be at a distance of 50 current spreads. The second averaging deal will be at a distance of 100 current spreads!	
DistanceAverage Spread_Different (Only for TickSniper)	DistanceAverageSpread_Different = steps for averaging separated by commas - allows you to specify the averaging values in the spreads through the comma. For example: "10,20,50,50,20,10" means that the first averaging deal will be at a distance of 10 current spreads, the second - 20 spreads, the third - 50 and so on. If three values of "10,20,30" are given, after the third averaging all subsequent values will be 30.	
TrailingStopaTickSpread	distance trailing stop for the deal \ total deal in spreads (Spread is calculated on the basis of the average spread that is received for TimeToCheckAverageSpread milliseconds of the Expert Advisor)	
Manual Set		
TakeProfitMANUAL (Only for TickSniper) AverageDistanceMANUAL (Only for TickSniper) TrailingStopaMANUAL (Only for TickSniper) StopLossMANUAL (Only for TickSniper)	Parameter of manual setting in points. If the parameter TakeProfitTickSpread == 0 then the Expert Advisor takes values in points from the TakeProfitMANUAL parameter For example: If you want to set fixed values, for example, stop-loss, you can set the parameter StopLossMANUAL = 1,000 points. Or if you want to set fixed averaging distance, you can set DistanceMANUAL = 100 points.	
LevelProfitMANUAL (Only for TickSniper)	The number of profit items gained by the position for setting a stop-loss in the LevelWLoss of profit items	
LevelWLossMANUAL (Only for TickSniper)	The level of profit in points on which the Stop Loss is set when this function is enabled.	

Name	Description	
	<p>The distance from the opening price to the profitable stoploss!</p> <p>1 = 1 point of profit</p> <p>0 = Automatic minimum profit mode. Number of points of profit for lossless = Spread of the current currency pair.</p>	
TrailingStep	Step of stop loss at trailing point in points	
AutoLot Sets		
Averaging_LotsMartin	<p>the increase in the lot for each subsequent averaging deal.</p> <p>Allows you to increase the lot of averaging items.</p> <p>Increase the lot for the grid positions. The coefficient of increase of each averaging position.</p> <p>For example:</p> <p>Starting lot of the main position = 0.1</p> <p>LotsMartin = 2, then</p> <p>The next lot of the opened averaging position will be 0.2, 0.4, 0.8 and so on.</p> <p>Attention: The middle line will be calculated using the formula using lots.</p> <p>Allows you to bring the break-even level (middle line) closer to the current price.</p> <p>But martingale can be dangerous to your account. Please, calculate this parameter so that your deposit will withstand such a load</p>	
Lots	Starting fixed lot for opening positions	
DynamicLot	<p>Dynamic lot, Automatic lot for the opened position.</p> <p>Enabling dynamic lot calculation in percent of free margin and other factors.</p> <p>Calculation of our autolot.</p>	
TypeAutolot		
LotBalancePcnt	Percent for autolot	
RiskRate	<p>RiskRate - the rate of your currency against the dollar.</p> <p>By default, RiskRate = 0 - means that the Expert Advisor will try to find the correct rate in the Market Review.</p> <p>In order for Autolot to work adequately with all currency pairs, you need to include the "Show all currency pairs" in the Market Review.</p>	
MaxLot	The maximum lot that an advisor can open when calculating an autolot and martingale for the first main position.	
Time Set For Trade		
OpenHour OpenMinute CloseHour CloseMinute	<p>The Expert Advisor checks the trading time according to the parameters:</p> <p>OpenHour: OpenMinute - the beginning of the trade and CloseHour: CloseMinute - the end of the trade for 1 day.</p> <p>For example: OpenHour = 5 and OpenMinute = 0, and also CloseHour = 18 and CloseMinute = 59, then the EA will trade every day from 5:00 to 18:59.</p>	

Name	Description	
CloseAllTradesbyOutofTime	Also you can close all open trades during non-business hours, CloseAllTradesByOutOfTime = true. In this case, the advisor will trade at the time specified above, and when the trading time is over, the advisor will close all open positions.	
ClosingPositionAtASpecificTime	ClosingPositionAtASpecificTime = Closes all positions on a specific day and time. Variable format: Day of the Week / Closing Hour: Minute of Closing For example: ClosingPositionAtASpecificTime = 5/20: 00 Means that the advisor will close all open positions on Friday at 20:00	
Trailing options		
TrailingStopUSE	Enabling the standard trailing stop function. Note: If the averaging function is enabled, when the 2 or more positions are opened, the advisor turns on the trailing stop function from the middle line, and not from the open position price	
SaveTPafterTrailingStop	When enabled, the take-profit of the modified positions will remain in place. For example: SaveTPafterTrailingStop = false: When executing the trailing stop, the take-profit of the modified position will be deleted; SaveTPafterTrailingStop = true: When executing a trailing stop, the take-profit of the modified position will be saved.	
Set_StopLoss_to_the_next_profitable_position_level	This option, when it is turned on, monitors the open positions and transfers the stop-loss to the following profitable levels. If the EA opens the BUY direction, but the price goes against the position, 3 averaging positions are opened at the lower levels. Then the price goes in the direction, but does not yet cling the middle line to include the trailing stop. And if the price has passed the level of opening 2 of the bottom position. The new option includes moving the stop-loss of the lowest position to the level of lossless. And if the price passes level 3 of the bottom position, then the stop-loss of the first position will be equal to the opening level of the 2nd position. A stop-loss 2 positions = the opening price of this position and so on. If the price hooks and goes down, the two positions will work in a break-even and profit. And the Expert Advisor will again open the position of averaging over the algorithm. But we already fix 2 profitable trades.	
MovingInWLUSE	Enable the breakless function for open positions. Attention: If the averaging function is enabled, when the 2 or more positions are opened, the advisor includes a break-even function from the middle line, and not from the opening price of positions	
Limiting losses and profits options		
Limiting losses and profits (Only for TickSniper)	Limit loss and profit for 1 day \ Week \ Month Limiting LimitFor - Limit type day / week / month LimitForLosses - limit on profit LimitForProfits- loss limitation	

Name	Description	
	<p>LimitType - Limit type by Dollars, Points, Deposit Interest</p> <p>ClosebyLIMITING - Close the advisor's deals when the Limit is exceeded</p> <p>UseCurrentProfit - Take into account, when calculating the limit, the current profit / loss</p> <p>This function is able to disable the work of the Expert Advisor if the Expert Advisor gained a certain profit / loss in the deposit currency for the day \ month \ week.</p> <p>The next work of the advisor will be the next day \ week \ month</p> <p>For example LimitFor = DAY LimitForProfits = 1 Total profit closing = 10 dollars</p> <p>Also you can select LimitType limit type for calculations. In dollars, points, percent of the balance of the account.</p> <p>If you need to close and delete all deals for this Expert Advisor, if you exceed the limits, you can put ClosebyLIMITING = true</p> <p>The UseCurrentProfit parameter disables or allows you to account for the current floating profit / loss for this Expert Advisor</p>	
Trade Sets other		
market	Forced Modification of SL \ TP in Market Trade	
Sounds	Use trade sounds	
ModifyStoplossEverySeconds	Modify new SL after averaging Spread every 10 or 200 seconds, 0 - off	
Slippage	<p>deviation;</p> <p>The maximum acceptable deviation from the requested price is given in points</p> <p>When you open a position, the advisor sends to the server the price at which he wants to open the position. The server gives to open only for the price that it has. If there is no such price, then the server will return an error of opening a position at a non-existent price. Slippage is specified in points and means how many points of use can be on the server's price in order to open a position. This parameter does not have an important force before opening.</p>	
CommentToOrder	Items Comment	
Magic	-1, by default the advisor keeps track of all positions of any magic number of the current currency pair	



**For Free Forex EA, Indicators and more Visit
ForeXCracked.com**

Join Our Telegram Group Chat To Discus Further About These.

>>>> <https://t.me/fxcracked>

Free trading system, Reviews of Brokers, EA and more.

>>>> <https://www.fxcracked.com>

Our forum

>>>> <https://www.JustForForex.com>

Our Discord Channel



>>>> <https://discord.gg/43P5CRk>

Reliable and Trusted FOREX VPS

>>>> <https://fxvm.net/>

Our Trusted Broker List

>>>> <http://bit.ly/Trusted-Brokers>

	Min Deposit of 5\$ Allow Cent Account Levergae up to 1:888	Register
	Min Deposit of 20\$ Allow USA Traders Levergae up to 1:500	Register

Trusted Forex Signals

	 trade_with_sam Earn While Learn ★★★★★ 5.0 (41 reviews)	FOREX SIGNALS 600 to 800 Pips Weekly 90% Accurate
--	---	--

Free 30\$ No Deposit Forex Bonus

Get your	Gold		
----------	------	---	---